


Answer Keys


Toy Word Find (Step 2, page 31)




Street Smart Secret Code (Step 2, page 33)

1. When you are away from home... never ride with strangers.
2. When you are home alone... lock all doors and windows.
3. When you are home alone... do not open the door for anyone.
4. When you are home alone... do not tell anyone over the phone that you are alone.

Child Development Word Find (Step 2, page 35)



Child Development Word Find (Step 3, page 35)



Learning Tool for Duplicating

Child Development Observation Record Sheet (Step 3, page 8)

Child Development Observation Record Sheet

Describe the sights, sounds and other observations. Use all your senses. Don't make any assumptions. Record exactly what is going on.

I. Background Information

A. Youth's Name: _____ **Age:** _____

B. Appearance: (Describe the size, height, clothing and other distinguishing features of the youth being observed.)

C. Setting: (Describe the room and location of the observation.)

D. Other People: (Briefly describe other people in the room and what they are doing.)

II. Sights

A. Activities: (Describe what activity the youth is involved in. Note how this compares with the actions of other youth in the group.)

B. Playthings: (Describe what the youth is playing with, including toys, tools, art supplies and gym equipment. Note how this compares with the playthings of others.)

C. Body Movements: (Describe how the youth moves, including the muscles used when moving and playing.)

D. Facial Expressions: (Note the youth's expressions, such as raised eyebrows, grimaces, puzzled looks and smiles.)

III. Sounds

A. Speech: (List some of the youth's words, phrases and sentences. Note how this compares with the speech of others.)

B. Other Sounds: (List any background music, noises, etc.)

IV. Any Other Observations