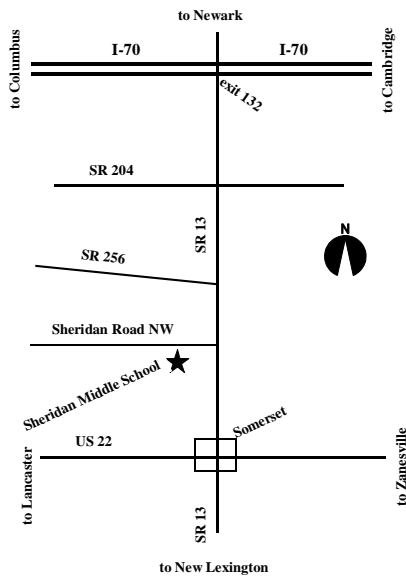


Directions to
Sheridan
Middle School:



Fabric Fair - A Fabricaholics Paradise

Clean out your fabric closets. Individuals wanting to SELL pieces of fabric 1/8th yard in length or greater, here's your chance. Put your fabric in a clear, self closing, plastic bag. Enclose an index card with your name, county, and asking price. We'll sell your fabric and you get the proceeds. Cash Sales Only!




Back by Popular Demand...

People's Choice Table Runner Contest - Adults
People's Choice Tote Bag Contest - Youth
Contest rules enclosed!

Door Prize Drawing and Contest Winners
announced at 3:15 p.m. ---
Must be present to win!!



Scissors sharpened for a nominal fee!! 



A light lunch will be available at a nominal cost or bring a sack lunch.



Special arrangements for the disabled will be made if requested in advance. If you require assistance, please call 740-740-1602 or TDD #1.800.589.8292 (Ohio only).

OSU Extension embraces human diversity and is committed to ensuring that all educational programs conducted by Ohio State University Extension are available to clientele on a nondiscriminatory basis without regard to race, color, age, gender identity or expression, disability, religion, sexual orientation, national origin, or veteran status.

Keith L. Smith, Associate Vice President for Agricultural Administration and Director, OSU Extension TDD No. 800-589-8292 (Ohio only) or 614--292-1868

2009

36th Annual


Sewing Smorgasbord

**Saturday
March 21**

Doors open at 8:30 a.m.

Classes - 9:15 a.m. - 3:05 p.m.

Everyone Welcome - Youth and Adults



Sheridan Middle School
8660 Sheridan Road
Thornville, Ohio
(Perry County)

Cost: \$8.00



No Pre-Registration

If you have questions, contact Cindy at 740-743-1602 or e-mail at shuster.24@osu.edu



Classes & Descriptions

"A" is for Apron – 12:15 p.m. & 1:15 p.m. (Beth Steiner, Trained Sewing Educator, Jennings County, Indiana.) Find out that the apron is for more than to catch spills. It is a fashion accessory. Making aprons is for everyone. Fit is not a problem. There will be lots of samples and ideas shared.

"Anything Bag" – 10:15 a.m. & 12:15 p.m. (Jane Toki, Owner, Me and Mom's Custom Creations, Corning) Learn how to take a flat bottom plastic container and create an "anything" bag.

Beginning Needle Tatting - DOUBLE SESSIONS - 9:15 a.m. - 11:05 & 1:15 p.m. - 3:05 p.m. (April Hewlett Owner, Grazeland Farm, Glenford) If you'd like to learn an easy method of basic needle tatting, then you won't want to miss this class. Supply kits will be available for \$10.00 or bring your own. You will need a #5 Tatting Needle, a small crochet hook (1.4 - 1.7), crochet thread #5 or #10 and a pair of embroidery scissors. Class limit: 10.

Community Service Sewing Projects – OFFERED ONCE – 1:15 p.m. (Pam Montgomery, Extension Educator, Morgan County) Learn new skills, teach beginners how to sew, help network with others who share an interest in sewing while having the opportunity to contribute to community service sewing projects.

Create Nifty Tools for Your Sewing Room – 9:15 a.m. & 12:15 p.m. (Irvalee Hunter, Sewing Professional, Nashport) Learn how to create tools for your sewing room that are useful and inexpensive. Lots of ideas, tips, and patterns will be provided. If you have a favorite tip, please come prepared to share that with the group.

Creative Alternatives for Sweatshirt Jackets – 9:15 a.m. & 2:15 p.m. (Diana Gatenbee, Sewing Professional, Columbus) Learn how to customize a jacket made from a simple sweatshirt through collar and neckline variations, length, appliqué, embroidery and beading variations.

Crocheted Eco-Friendly Plastic Bag Tote – 11:15 a.m. and 1:15 p.m. (Eileen Barnes, Crocheting Enthusiast, Reynoldsburg) Learn how to crochet recycled plastic bags into a functional, environmentally-friendly tote.

Fabric Embellishments - 11:15 a.m. & 2:15 p.m. (Ellen Edwards, Owner, Honey Fork Fabrics, Logan) Gorgeous and creative fabric postcards, garments embellishments, and quilt highlights are yours with fusible ribbons, beads, feathers, silk flower petals, and shiny foil. Let us show you some secrets and new embellishments.

Fabulous Folded Fibers – 9:15 a.m. & 12:15 p.m. (Wanda Stivison, Machine Quilter, Pattern Designer and Instructor, Union Furnace) Learn how to fold and embellish a unique medallion that can be transformed into a needle case, piece of jewelry or ornament. Make it uniquely you; traditional or contemporary. A variety of other folded quilted pieces will be displayed. Bring paper/fabric scissors. Pattern free with class, \$3.00 kit (optional).

Fitting Finesse – 9:15 a.m. & 10:15 p.m. (Daphne Hedgecock, Master Clothing Educator, Madison County, Owner, Daphne's Custom Creations) Take the frustration out of fitting. Learn how to measure and what measurements are needed to alter your pattern before you cut.

Fun with Fleece – 9:15 a.m. & 10:15 a.m. (Lisa Maharg, Sewing Professional, Knox County) Come and learn several ways to make things with fleece. Several items that are nice to keep or give as gifts will be demonstrated.

Go "Green" with Recycling Old Clothing – 10:15 a.m. & 12:15 p.m. (Kathryn Coursen, Master Clothing Educator, Hocking County) Give new life and purpose to old garments by changing their look and fit. Recycle into household décor and eco-friendly tote bags.

Hanky Quilts – 11:15 a.m. & 1:15 p.m. (Jane Schehl, Sewing Professional, Cambridge and Judy Loraditch, Sewing Professional, Cumberland) Learn what you can do with all of those hankies you have collected over the years.

Hems and Hemming Techniques – 11:15 a.m. & 12:15 p.m. (Mary Smith, Sewing Professional, Beaver Creek) Hems finish the lower edge of a garment. Learn a variety of professional hemming techniques to enhance the finished garment. Class will include information on hemming knits as well as wovens.

Know Your Sewing Machine - 9:15 a.m. & 2:15 p.m. (Carole Lewis, Owner, Sew-Right Machine & Repair, Zanesville) Learn the correct terminology for your sewing machine. Learn tips on maintenance, needles, etc. A technician will be on hand to answer questions.

Make it and Take it Origami Purse – 1:15 p.m. & 2:15 p.m. (Debbie Pipes, Master Clothing Educator, Perry County) Do you like origami? Learn how to use fabric in this art form to create a cute, fun, yet functional purse. Fabric will be provided. Please bring fabric shears. Cost \$5.00. Class limit 25.

Make Your Own Slip Covers – 12:15 p.m. & 1:15 p.m. (Carolyn Mann, Owner, Sew Far Out, Brinkhaven) Custom fit and sew your own slip covers for chairs and other furniture. Techniques include draping to fit, making custom cording, making closures and other techniques to make professional looking slip covers.

Marketing Your Sewing Business – OFFERED ONCE - 11:15 a.m. (Joyce Shriner, Extension Educator, Hocking County) Marketing is the process of determining what customers want or need and providing it at a profit to the seller. Learn successful marketing strategies.

"Marking" Demystified – 12:15 p.m. & 2:15 p.m. (Linda Root, Sewing Professional and Designer, West Manchester) Challenged by how to "mark" projects for that professional look? Learn how to mark anything from plastic needle point to quilting projects for that one-of-a-kind, professional look.

More Fun with Fleece – 11:15 a.m. & 2:15 p.m.

(Donna Morton, Master Clothing Educator, Delaware County) Fleece is fun and easy to sew. Learn how to emboss, crochet, and weave. Pintucks and more techniques will be covered.

Pieced Appliqué – OFFERED ONCE – 9:15 a.m. (Rita Lawrence, Owner, Nonna's Quilting Nook, Zanesville) Learn the fun new technique of combining machine pieced quilt blocks with hand (or machine) appliqué.

Pricing Your Product – OFFERED ONCE - 12:15 p.m. (Cindy Shuster, Extension Educator, Perry County) Pricing is one of the most difficult problems for the sewing professional. Learn techniques for pricing your products.

Purses Galore – 1:15 p.m. & 2:15 p.m. (Vicki Bechtel, Master Clothing Educator, Knox County) Explore different types of purses and fabrics used in purse making.

Quick and Easy Sewing with your Serger – 9:15 a.m. & 10:15 a.m. (Bernadine Swingle, Owner, Snip 'n Stitch, Mt. Perry) Do you have a serger "napping" because you don't have a need for it any longer or just plain don't know what to do with it? Come, learn some ideas for things other than "seam finishes". Basic information on using your serger will be provided.

Quick Fat Quarter Jacket with Fusible Appliqué Embellishment – 12:15 p.m. & 1:15 p.m. (Cindy Casciato, Fabric & Quilting Designer, Author & Instructor, Quiltescape, Ravenna) Make a jacket in a day! Come learn how to create a simple loose fitting jacket that can easily be made in three hours or less. See how to make fusible flowers on magic paper. Free pattern provided in class.

Quilting with Your Embroidery Machine – 11:15 a.m. & 2:15 p.m. (June Schrader, Sewing Professional, Heath) Quilting can be fast, easy and perfect using an embroidery design and embroidery machine hoop. And you can do all of this without using any stabilizer.

Right Angle Embellished Bracelet – 9:15 a.m. & 10:15 a.m. (Valeria McPherson, Beading Enthusiast, Glenford) Learn to make a dazzling beaded bracelet using seed beads and crystals. Cost is \$6.00 and covers all class materials. Class limit 20.

Rug Hooking – OFFERED ONCE – 2:15 p.m. (Susan Nash, Co-Owner, Somerset Wool, Somerset). Learn basic rug hooking information including tools, supplies needed and various types of rugs. Technique of rug hooking will be demonstrated.

Second Chance Garments: Recycling – 11:15 a.m. & 2:15 p.m. (Sunny Hickey, Sewing Professional, Miamisburg) Recycle that outdated garment, the thrift store find or that "not quite enough fabric" piece into a useable clothing item. Utilizing her own wardrobe items, she'll walk you through the techniques used to create each garment.

Sewing for Profit – OFFERED ONCE - 10:15 a.m.

(Joyce Shriner, Extension Educator, Hocking County and Cindy Shuster, Extension Educator, Perry County) Do you have the qualities to be successful while enjoying a custom sewing business in the home? Learn practical information on starting your own sewing business.

Smocking for the Baby – DOUBLE SESSIONS – 11:15 a.m. – 1:05 p.m. & 1:15 p.m. – 3:05 p.m. (Daphne Hedgecock, Master Clothing Educator, Madison County, Owner, Daphne's Custom Creations) Do you want to give a gift that will be loved and treasured to that new blessing in your family or friends? Learn how to smock a baby bonnet. Please bring scissors and \$10.00 for the kit which will contain everything you need to complete this adorable project. Class limit 10.

The Double Stitch – 11:15 a.m. & 1:15 p.m. (Karen Burroughs, Owner, Sew Happy Quilting, Little Hocking) Learn the stitch that has been handed down from generation to generation. This useful stitch was used to bind several fabrics together, then top stitched to finish it off; the fabric was strengthened and ready for use.


"Unbeatable" Half-Square Technique – 9:15 a.m. & 10:15 a.m. (Beverly Neff, Owner, Neff's Country Loft, Belpre) This technique takes the guess work out of making triangle pieced squares. No more sewing triangles together to get that perfect square, while your machine tries to eat them! Come and enjoy our demonstration and leave with the confidence to use this technique with every size square used with any pattern.

Upholstery Basics – 10:15 a.m. & 11:15 a.m. (Lisa Dennis, Owner, Heskett Upholstery, Lancaster) Learn basic techniques in how to re-upholster a chair.

Use of New Tools – 10:15 a.m. & 11:15 a.m. (Vicki Bechtel, Master Clothing Educator, Knox County) Explore the new, useful tools on the market that are designed to save you time.

Using Your Computer in Embroidery – 9:15 a.m. & 10:15 a.m. (Steve Bechtel, Sewing Enthusiast, Fredericktown) We will discuss computer basics such as starting and closing a program; opening a document or file; and finding something on your computer. Then, more advanced to pictures such as how to dim, move, cut, copy and paste files; how to download a pattern and know where you saved it; sorting and storing your patterns and files; moving patterns to your machine; and discussion of some program that help with embroidery.

Window Scene Embroidery – 12:15 p.m. & 1:15 p.m. (Steve Bechtel, Sewing Enthusiast, Fredericktown) Window scene embroidery is a mosaic composed of multiple embroidery panels. We will discuss where to find patterns; how to combine the panels; and options for "framing" them, including with material, and with an actual wooden picture frame.



Class Schedule

(Please remember to turn off all cell phones.)

9:15 a.m.

- ♥ Beginning Needle Tatting – **DOUBLE SESSION**
- ♥ Create Nifty Tools for Your Sewing Room
- ♥ Creative Alternatives for Sweatshirt Jackets
- ♥ Fabulous Folded Fibers
- ♥ Fitting Finesse
- ♥ Fun with Fleece
- ♥ Know Your Sewing Machine
- ♥ Pieced Appliqué – **OFFERED ONCE**
- ♥ Quick and Easy Sewing with Your Serger
- ♥ Right Angle Embellished Bracelet
- ♥ Unbeatable Half-Square Triangles
- ♥ Using Your Computer in Embroidery

10:15 a.m.

- ♥ “Anything” Bag
- ♥ Beginning Needle Tatting – **DOUBLE SESSION – Continued**
- ♥ Fitting Finesse
- ♥ Fun with Fleece
- ♥ Go “Green” with Recycling Old Clothes
- ♥ Quick and Easy Sewing with Your Serger
- ♥ Right Angle Embellished Bracelet
- ♥ Sewing for Profit – **OFFERED ONCE**
- ♥ Unbeatable Half-Square Triangles
- ♥ Upholstery Basics
- ♥ Use of New Tools
- ♥ Using Your Computer in Embroidery

11:15 a.m.

- ♥ Crocheted Eco-Friendly Plastic Bag Tote
- ♥ Fabric Embellishments
- ♥ Hanky Quilts
- ♥ Hems and Hemming Techniques
- ♥ Marketing Your Sewing Business – **OFFERED ONCE**
- ♥ More Fun with Fleece
- ♥ Quilting with Your Embroidery Machine
- ♥ Second Chance Garments: Recycling
- ♥ Smocking for the Baby – **DOUBLE SESSION**
- ♥ The Double Stitch
- ♥ Upholstery Basics
- ♥ Use of New Tools

12:15 p.m.

- ♥ “A” is for Apron
- ♥ “Anything” Bag
- ♥ Create Nifty Tools for Your Sewing Room
- ♥ Fabulous Folded Fibers
- ♥ Go “Green” with Recycling Old Clothes
- ♥ Hems and Hemming Techniques
- ♥ Make Your Own Slip Covers
- ♥ “Marking” Demystified
- ♥ Pricing Your Product – **OFFERED ONCE**
- ♥ Quick Fat Quarter Jacket with Fusible Appliqué Embellishment
- ♥ Smocking for the Baby – **DOUBLE SESSION - Continued**
- ♥ Window Scene Embroidery

1:15 p.m.

- ♥ “A” is for Apron
- ♥ Beginning Needle Tatting – **DOUBLE SESSION**
- ♥ Community Service Sewing Projects – **OFFERED ONCE**
- ♥ Crocheted Eco-Friendly Plastic Bag Tote
- ♥ Hanky Quilts
- ♥ Make it and Take it Origami Purse
- ♥ Make Your Own Slip Covers
- ♥ Purses Galore
- ♥ Quick Fat Quarter Jacket with Fusible Appliqué Embellishment
- ♥ Smocking for the Baby – **DOUBLE SESSION**
- ♥ The Double Stitch
- ♥ Window Scene Embroidery

2:15 p.m.

- ♥ Beginning Needle Tatting – **DOUBLE SESSION – Continued**
- ♥ Creative Alternatives for Sweatshirt Jackets
- ♥ Fabric Embellishments
- ♥ Know Your Sewing Machine
- ♥ Make it and Take it Origami Purse
- ♥ “Marking” Demystified
- ♥ More Fun with Fleece
- ♥ Purses Galore
- ♥ Quilting with Your Embroidery Machine
- ♥ Rug Hooking – **OFFERED ONCE**
- ♥ Second Chance Garments: Recycling
- ♥ Smocking for the Baby – **DOUBLE SESSION - Continued**

Sewing Smorgasbord Exhibitors

Neff's Country Loft, Owner Beverly Neff, Belpre
Patchwork Sisters Quilt Club, Perry County
Sew-Right Machine and Repair, Owners Carole & Chuck Lewis, Zanesville
A Touch of Thread Quilting Gallery, Owners Doug & Martha Creasy, Zanesville
Sharynn's Quilt Box, Owner Sharynn Patterson, North Vernon, Indiana
Snip 'n Stitch, Owner Bernadine Swingle, Mt. Perry
The Woolen Willow, Owner Gretchen Streeter, Williamstown, WV
Me & Mom's Custom Creations, Owner Jane Toki, Corning
Main Street Quilters, Owner Susan Garber, Bremen
Somerset Wool, Owners Susan Nash and Deborah White, Somerset
Bunny's Sew Fine Fabrics, Owner Linda Schofield, Newark
Calico Cupboard, Owner Sherry Monfort, Pataskala
Nonna's Quilting Nook, Owner Rita Lawrence, Zanesville
Honey Fork Fabrics, Owner Ellen Edwards, Logan
Sew Happy Quilting, Owner Karen Burroughs, Little Hocking
Quiltescape, Owner, Cindy Casciato, Ravenna
Eileen's Eco-Friendly Totes, Eileen Barnes, Reynoldsburg
Enchanted Threads, Owner Wanda Stivison, Union Furnace
Apricot Hills, Owner Louise Hawkins, New Lexington
Dragonfly Productions, Owners Dan & Shelly Riggs, Logan
Balancing Point Creative Studio, Owner Jo Ettore, Newark