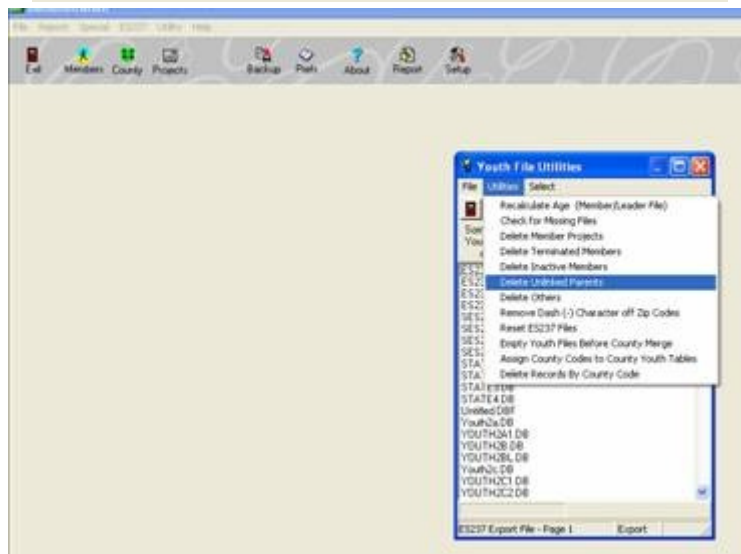
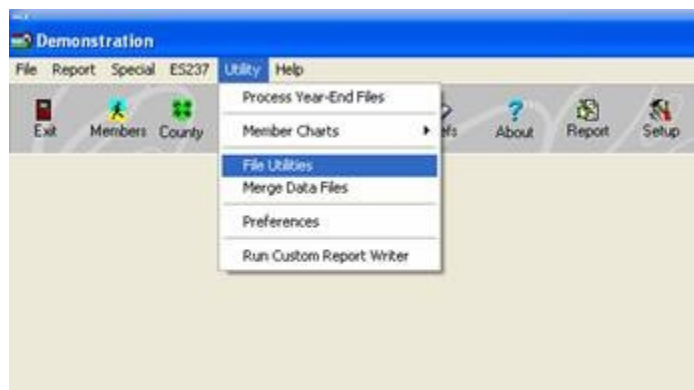
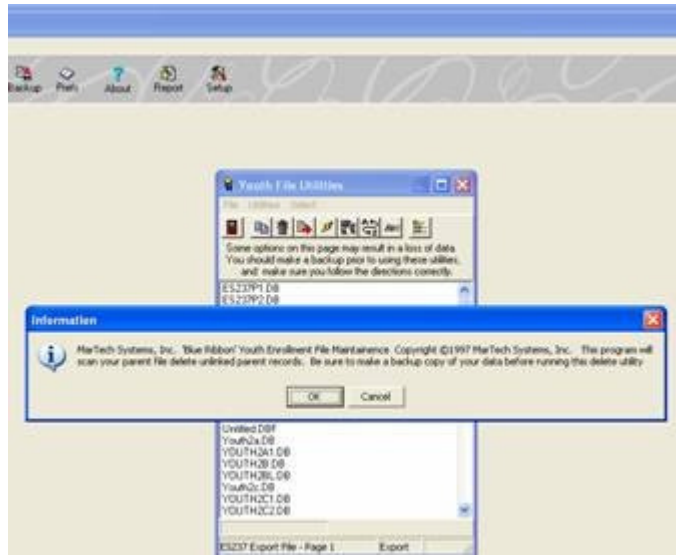


How to get rid of unlinked parent codes.

Before you try this make sure that you back up your DATA. Also you need to be sure that all your members are linked correctly to there parent file.

When working in Blue Ribbon Youth Enrollment adding new members and linking parents to those members you may notice that there are parent ID numbers listed that have no parent listed next to the number. That is because you have deleted a parent file. If you want to get rid of those blank spaces you can do the following; In Youth Enrollment go to utilities, then file utilities, then utilities - go down the list and highlight delete unlinked parents, answer ok, this will get rid of those blank spaces within the find parent file. (see below)





If you have questions email or give me a call.

Jim